



THE COLLEGE OF NEW JERSEY

BIAS EDUCATION & SUPPORT TEAM

Bias Incidents Reported to BEST

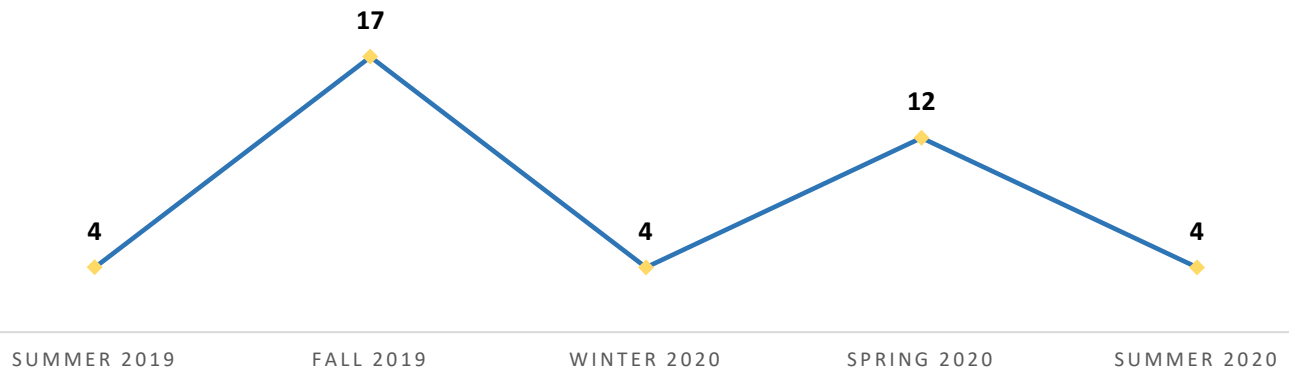
June 30, 2019 to July 1, 2020

Bias incident tracking at TCNJ formally began in the summer of 2018. Since that time, responsibility for the processing and tracking of bias incidents has been transferred to the Bias Education & Support Team (BEST). This report summarizes the quantity, nature, and outcome of bias incidents occurring in Fiscal Year 2020.

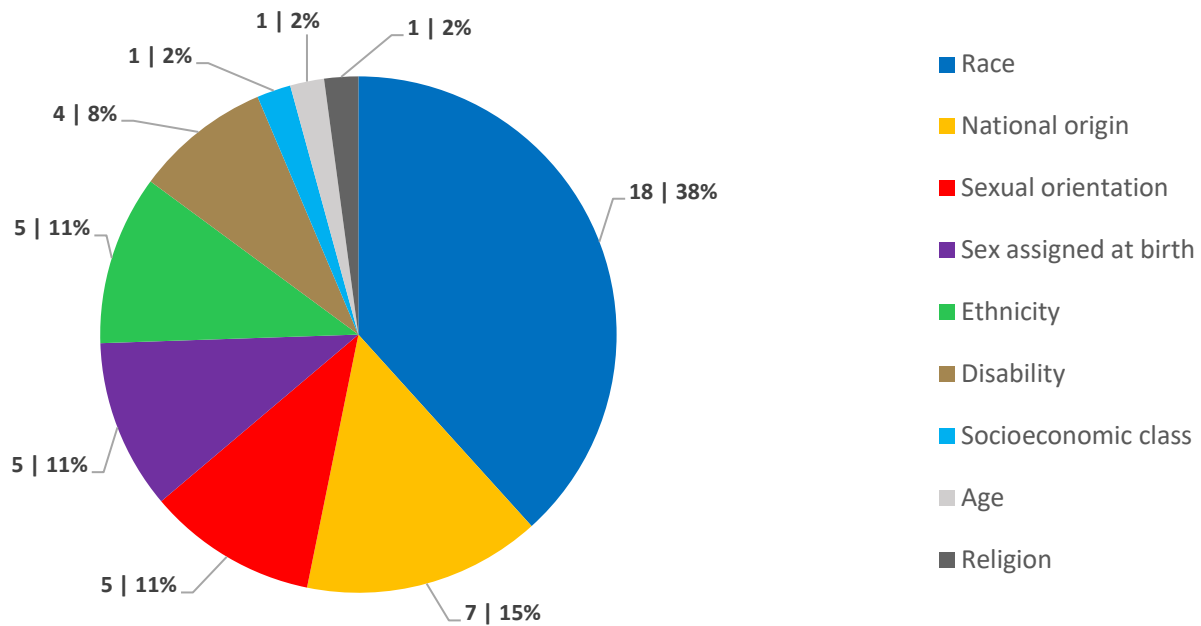
At a glance:

- ◆ There were 41 bias incidents tracked by BEST from 6/30/2019 to 7/1/2020
- ◆ 4 bias incidents involved multiple protected categories, bringing the total number of bias types to 47
- ◆ The majority of bias incidents (53%) were predicated on the basis of race and/or national origin
- ◆ The Fall 2019 semester saw the most bias incidents at 41% of the annual total
- ◆ 37% of all bias incidents are perpetrated by students, against students
- ◆ 17% of bias incidents' perpetrators are unaffiliated with the College or cannot otherwise be identified
- ◆ Students represent the largest proportion (78%) of victims of bias incidents
- ◆ Nearly a quarter of bias incidents (24%) result in an educational intervention of some variety
- ◆ Seven bias incidents resulted in an investigation by the college EEO Officer
- ◆ Three incidents were referred to the Office of Student Conduct
- ◆ Two incidents were referred to Campus Police Services
- ◆ Two incidents were referred to the Accessibility Resource Center
- ◆ One incident was referred to the Office of Academic Integrity

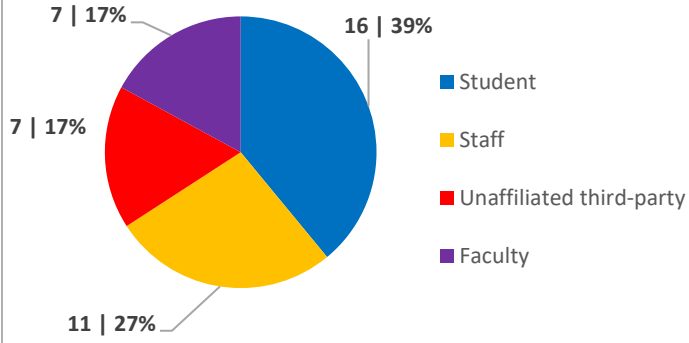
INCIDENTS PER SEMESTER



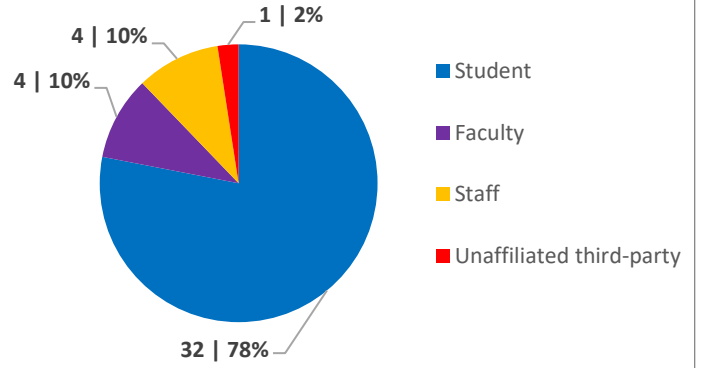
TYPE OF BIAS



WHO ARE THE ACCUSED?



WHO ARE THE VICTIMS?



RESULT OF REPORT

